

Engineered Solutions. Trusted Results.



LOCKS

Integrated Lock and Tilt Latch DualTech Flush Mount

The DualTech semi-flush mount is an ITSL designed to be fully installed in seconds with an innovative quick connection system between the lock and tilt latch. The low profile semi-flush mount design provides a clean window appearance and helps maximize the window opening. This patented design adapts to a wide range of profiles and extrusion tolerances. A left hand and right hand tilt latch and lock are offered in three different lengths and are easily installed a fixed distance from the edge of the sash based on the width of your window.

product highlights

- Recommended for: composite, vinyl, and wood
- The semi-flush lock design reduces the visible hardware and maximizes the opening for ventilation and egress
- Concealed tilt latches achieve smooth, uninterrupted check rail sight lines
- Available in several plug-n-play marked based visuals in both stand-alone sash lock and DualTech configurations
- Universal symbols allow for intuitive operation of the lock and tilt latch functions by simply using the lock lever
- Positive detent in both the lock and unlock positions provide a secure feel
- Simple and fast one-step route for both the latch and lock
- DualTech latches use Flex-Fit technology to minimize SKUs – only 3 links for all window sizes
- Short supply chain for reduced lead times and lower inventory levels
- All zinc die-cast sash lock construction for maximum strength
- Sash weld is not compromised, helping maintain corner strength for air, water and structural testing
- Helps your window system meet the highest industry standards
 - ASTM F588 (Grade 10) forced entry resistance test
 - California CAWM 301 forced entry resistance test
 - Tested to DP-50 performance levels


Available Colors

Blacks



Black

Brasses



Antique Brass

Bright Brass

Browns



Bronze

Faux Bronze

Chromes



Satin Chrome

Greys



Aluminum

Nickels



Satin Nickel

Tans



Almond




Beige




Sahara Beige

Whites



Bright White



Bright White



White