

Engineered Solutions. Trusted Results.

## HANDLES AND COVERS

### Fixed Handles

These handles are intended for general purpose applications and include Classic , Contour, T-handles and Hand knobs. To be used on standard spline operators which include Contour, EntryGard, and 22/23 series operators.



#### product highlights

- Complements all Encore operators
- Variety of material options
- Painted and plated options available
- Materials: zinc cover, zinc handle

#### Available Colors

##### Blacks



Black

Matte Black

##### Browns



Bronze



Chestnut Bronze



Faux Bronze

**Chromes**



Satin Chrome

**Golds**



Gold Metallic



Goldtone

**Greys**



Aluminum



Clay Metallic



Faux Nickel



Silver Grey

**Nickels**



Satin Nickel

**Oil Rubbed Bronzes**



Oil Rubbed Bronze



Oil Rubbed Bronze 51

**Tans**



Beige




Coppertone




Sahara Beige


**Whites**




32 White



Bright White



Bright White



WC White



White