

Engineered Solutions. Trusted Results.

LOCKS

Cam Locks 17 Series Trimline



The Trimline series sash locks offer various bases with optional alignment nibs and hole locations to fit a variety of window applications. An optional keyed lock version is available for custodial locking situations.

Product Highlights

- Recommended for: aluminum, composite, vinyl, and wood
- Provides easy operation and positive locked feel (detent)
- The cam design will provide .125" of pull-in and .156" lifting ability to aid in sealing the meeting rails
- Available with and without alignment lugs
- 17.48 and 17.50 series Trimline locks offer keyed alike locking for custodial applications

Available Colors

Blacks



Black

Matte Black

Browns



Bronze



Faux Bronze

Nickels



Satin Nickel

Tans



Almond




Beige




Sahara Beige

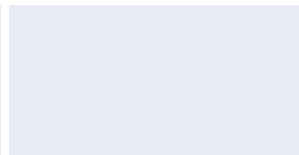
Whites



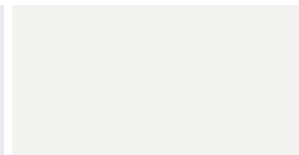
32 White



Bright White



Bright White



Snow White