

Engineered Solutions. Trusted Results.

## LOCKS

# Cam Locks 17 Series EntryGard



The EntryGard series sash locks offer various bases with optional alignment nips and hole spacing to fit a variety of window applications. An optional snap-back feature draws the cam in when handle motion is within 30 degrees of the open position.

## Product Highlights

- Recommended for: aluminum, composite, vinyl, and wood
- Provides easy operation and positive locked feel (detent)
- The cam design will provide .125" of pull-in and .156" lifting ability to aid in sealing the meeting rails
- Available with or without alignment lugs
- The 17.70 EntryGard snap back option helps retract the cam when partially unlocked reducing potential window damage

## Available Colors

### Blacks



Black

### Brasses




Antique Brass



Bright Brass

**Browns**



Faux Bronze

**Chromes**



Brushed Chrome

**Nickels**



Satin Nickel

**Oil Rubbed Bronzes**



Oil Rubbed Bronze

**Tans**




Beige




Sahara Beige

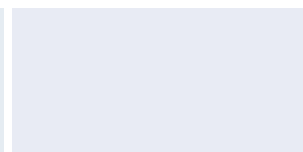
**Whites**



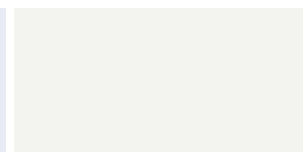
32 White



Bright White



Bright White



Snow White

