

Engineered Solutions. Trusted Results.

## HINGES

### V300



A "maintenance and noise-free" operation by incorporating an internal polymer bushing to eliminate any metal to metal contact. A solid extruded jamb wing allows for higher hinge carrying capacity with an integrated hinge pin to provide security for outswing and inswing doors - will not lift up during normal door operation. Stainless steel adjustment screws provide superior corrosion resistance.

#### product highlights

- Horizontally adjust 1/16" further than most hinges on the market
- Hinge system adjust 1/4" vertically and horizontally
- Extremely low adjustment force by vertically adjusting the door from below, not laterally like other hinge designs
- All hinges adjust both horizontally and vertically
- Provides an easy-to-see indicator line for accurate vertical adjustment
- Hex head adjustment screws, not phillips or slotted, to provide secure tool engagement and prevent stripping during adjustment
- Design for Style
- Available in steel and brass substrates
- Industry standard powder paint colors
- Matching mounting screws available to blend perfectly with hinges

#### Available Colors

##### Blacks



Black

**Brasses**



Antique Brass



Brass PVD

**Chromes**




Brushed Antique Chrome



Brushed Chrome

**Greys**



Silver Grey

**Nickels**



Satin Nickel




Satin Nickel PVD

**Oil Rubbed Bronzes**




Oil Rubbed Bronze

**Whites**



38 White



Arctic White



White