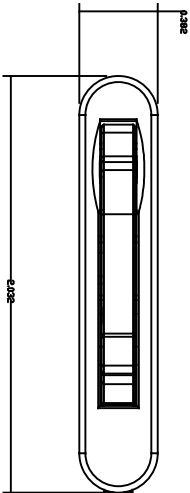
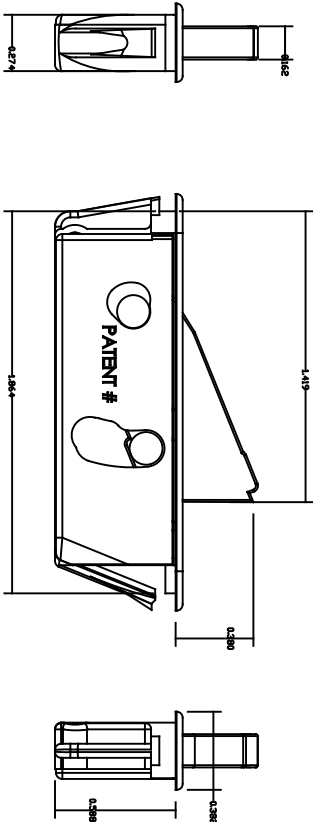
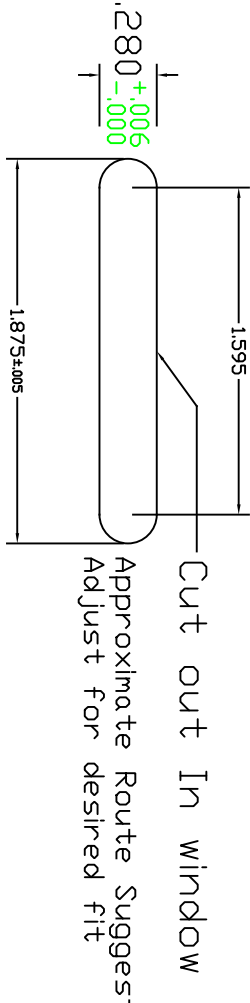
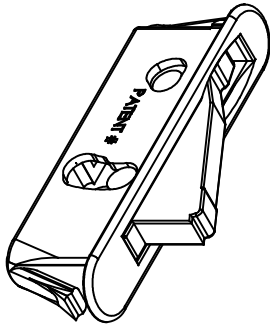


Lawrence Ind
7246 Wright Rd
Thomasville, N.C. 27360
336-474-6754



		UNLESS OTHERWISE SPECIFIED:			
		DIMENSIONS ARE IN INCHES			
		TOLERANCES:			
		FRACTIONAL ±			
		ANGULAR: MACH ±			
		TWO PLACE DECIMAL ±			
		THREE PLACE DECIMAL ±			
		INTERPRET GEOMETRIC			
		TOLERANCING PER:			
		MATERIAL			
		FINISH			
NEXT ASSY		USED ON			
APPLICATION		DO NOT SCALE DRAWING			
		DRAWN	NAME	DATE	
		CHECKED			
		ENG APPR.			
		MFG APPR.			
		Q.A.			
		COMMENTS:			
TITLE:		927-075			
SIZE DWG. NO.		REV			
SCALE: 1:1		WEIGHT:		SHEET 1 OF 1	

PROPRIETARY AND CONFIDENTIAL

THE INFORMATION CONTAINED IN THIS DRAWING IS THE SOLE PROPERTY OF INSERT COMPANY NAME HERE. ANY REPRODUCTION IN PART OR AS A WHOLE WITHOUT THE WRITTEN PERMISSION OF INSERT COMPANY NAME HERE IS PROHIBITED.